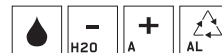


Teso V

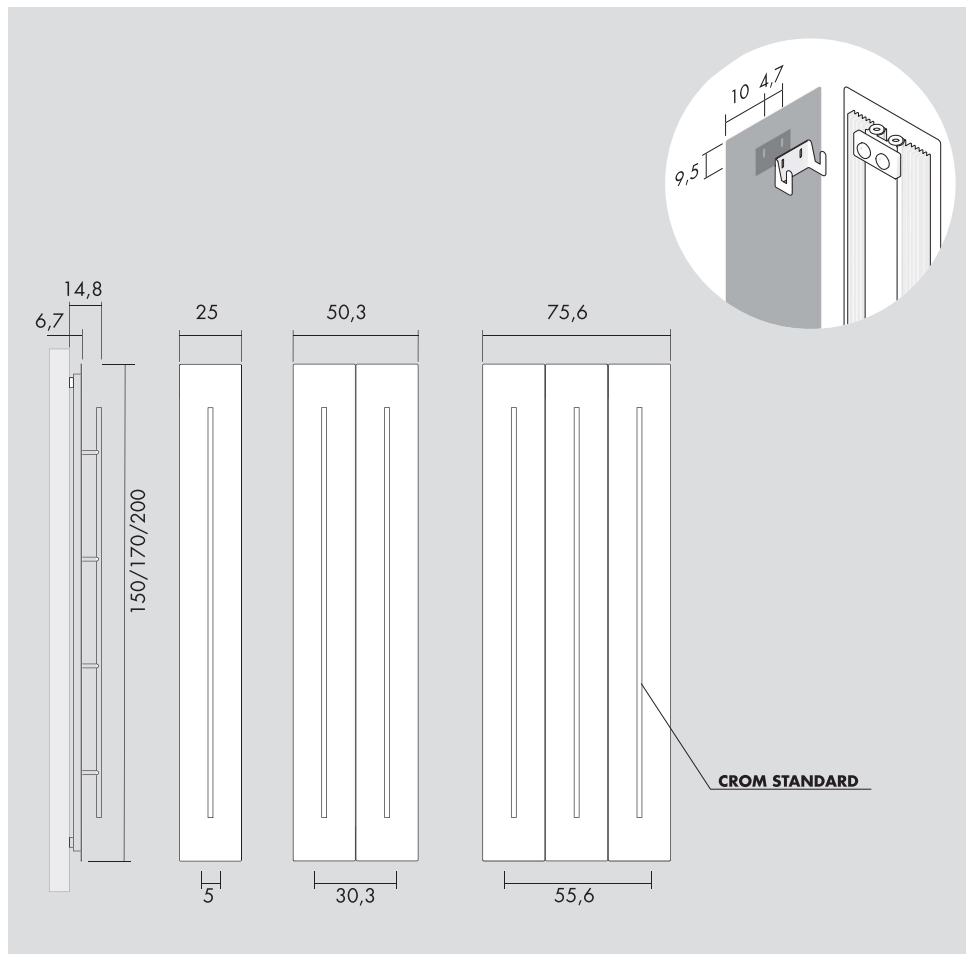
DESIGN DANTE O. BENINI & LUCA GONZO



Kcal = Watt x 0.860
BTU = Watt x 3.413

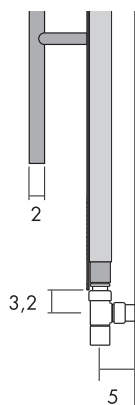
Watt Δt 60° = Watt Δt 50° x 1.286
Watt Δt 40° = Watt Δt 50° x 0.735
Watt Δt 30° = Watt Δt 50° x 0.495
Watt Δt 20° = Watt Δt 50° x 0.283

p max = 5.0 bar



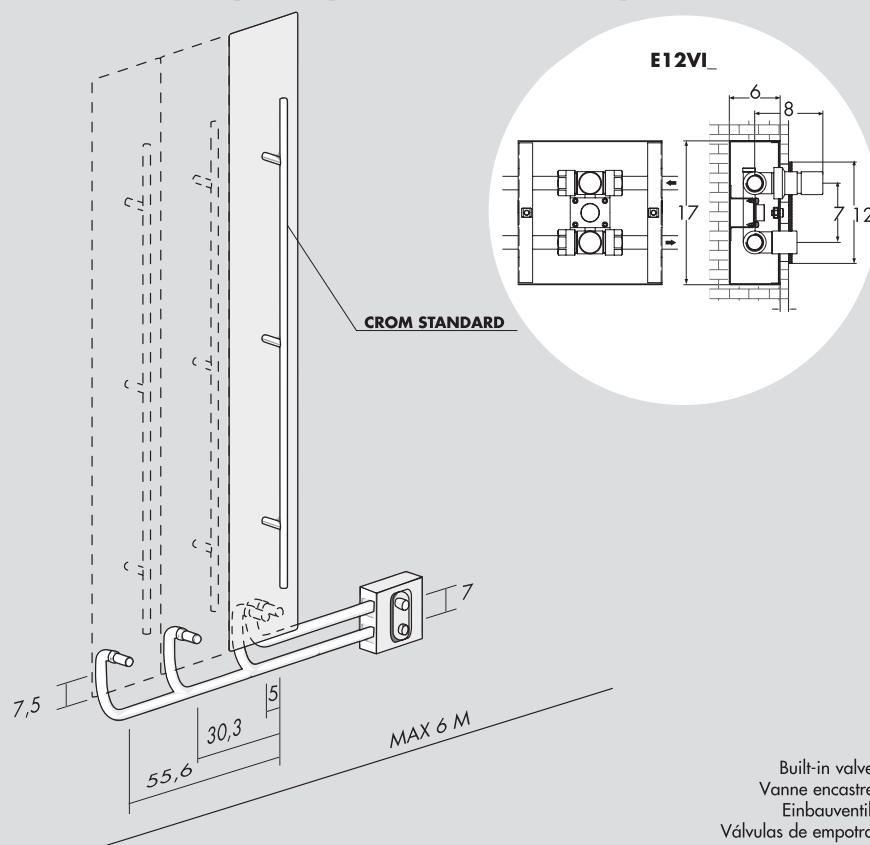
[F]

Standard connection / Raccord standard
Standard Anschluss / Conexión estándar



[H]

Special connection / Raccord spéciale / Speziell Anschluss / Conexión especial



Built-in valves
Vanne encastrer
Einbauventile
Válvulas de empotrar

Teso V


| H cm | L cm | l* cm | art* | lt* | watt Δt 30° | watt Δt 50° |
|-------|------|-------|-------------------|-----|---------------------|---------------------|
| 150.0 | 25.0 | 5.0 | TSV150001_ | 1.1 | 192 | 388 |
| 150.0 | 50.3 | 30.3 | TSV150002_ | 2.3 | 384 | 776 |
| 150.0 | 75.6 | 55.6 | TSV150003_ | 3.5 | 576 | 1 164 |
| 170.0 | 25.0 | 5.0 | TSV170001_ | 1.2 | 213 | 431 |
| 170.0 | 50.3 | 30.3 | TSV170002_ | 2.5 | 427 | 862 |
| 170.0 | 75.6 | 55.6 | TSV170003_ | 3.9 | 640 | 1 293 |
| 200.0 | 25.0 | 5.0 | TSV200001_ | 1.4 | 251 | 507 |
| 200.0 | 50.3 | 30.3 | TSV200002_ | 2.9 | 502 | 1 014 |
| 200.0 | 75.6 | 55.6 | TSV200003_ | 4.4 | 753 | 1 521 |

Teso V CRSM

Aluminium radiator sanded by hand
 Radiateur en aluminium poncé à la main
 Heizkörper aus Aluminium von Hand polierter Edelplatte
 Radiador en aluminio pulido artesanalmente

| H cm | L cm | l* cm | art* | lt* | watt Δt 30° | watt Δt 50° |
|-------|------|-------|-------------------|-----|---------------------|---------------------|
| 150.0 | 25.0 | 5.0 | TSV150001_ | 1.1 | 192 | 388 |
| 150.0 | 50.3 | 30.3 | TSV150002_ | 2.3 | 384 | 776 |
| 150.0 | 75.6 | 55.6 | TSV150003_ | 3.5 | 576 | 1 164 |
| 170.0 | 25.0 | 5.0 | TSV170001_ | 1.2 | 213 | 431 |
| 170.0 | 50.3 | 30.3 | TSV170002_ | 2.5 | 427 | 862 |
| 170.0 | 75.6 | 55.6 | TSV170003_ | 3.9 | 640 | 1 293 |
| 200.0 | 25.0 | 5.0 | TSV200001_ | 1.4 | 251 | 507 |
| 200.0 | 50.3 | 30.3 | TSV200002_ | 2.9 | 502 | 1 014 |
| 200.0 | 75.6 | 55.6 | TSV200003_ | 4.4 | 753 | 1 521 |

CRSM Brushed chrome / Chrome brossé / Gebürstet Chrome / Cromo cepillado




Optional



(P* = 224)

Reverse Valve
 Vanne reverse
 Reverse Ventil
 Válvula a escuadra inversa

[BIAN] **E12RVB**
 [CROM] **E12RVR**



(P* = 225)

Built-in valves
 Vanne encastrer
 Einbauventile
 Válvulas de empotrar

[BIAN] **E12VIB**
 [CROM] **E12VIR**



Δ (P* 226)

Thermostatic head
 Tête thermostatique
 Thermostatkopf
 Cabezal termostático

[BIAN] **TTB**
 [CROM] **TTR**



(l* = 5 cm)

Sleeving kit
 Kit couvre tuyau
 Rosetten
 Kit cubre tubo

[BIAN] **C5B**
 [CROM] **C5R**



$\varnothing \leq 16$ mm
 [BIAN] **CTB**
 [CROM] **CTR**
 $16 \text{ mm} < \varnothing < 24$ mm
 [BIAN] **CWB**
 [CROM] **CWR**



Towel bar
 Porte-serviettes
 Handtuchhalter
 Porta toallas

Teso 1
 [CROM] STANDARD
 [COLOUR] **STC1**
 [GOLD] **STG1**

Teso 2
 [CROM] STANDARD
 [COLOUR] **STC2**
 [GOLD] **STG2**

Teso 3
 [CROM] STANDARD
 [COLOUR] **STC3**
 [GOLD] **STG3**

art* = item / modèle / Artikel / artículo **l*** = pipe centres / distance entre départ et retour / Achsabstand / distancia entre las conexiones
lt* = water content for each element / volume d'eau pour chaque element / Wassergehalt für Element / contenido de agua por cada elemento
P* = page / page / Seite / página