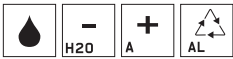



Serie T: [TiP]

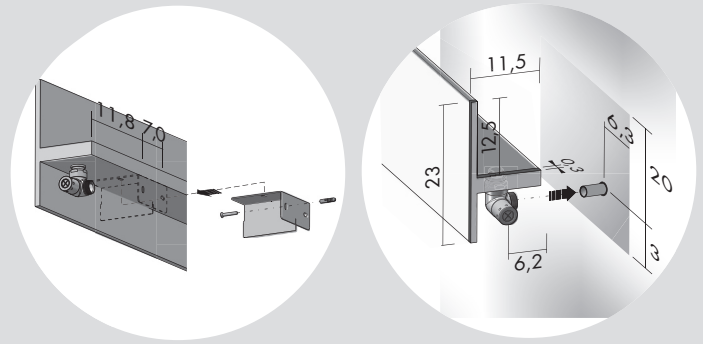
DESIGN MATTEO THUN & ANTONIO RODRIGUEZ




Kcal = Watt x 0.860
BTU = Watt x 3.413

Watt Δt 60° = Watt Δt 50° x 1.245
Watt Δt 40° = Watt Δt 50° x 0.765
Watt Δt 30° = Watt Δt 50° x 0.541
Watt Δt 20° = Watt Δt 50° x 0.332

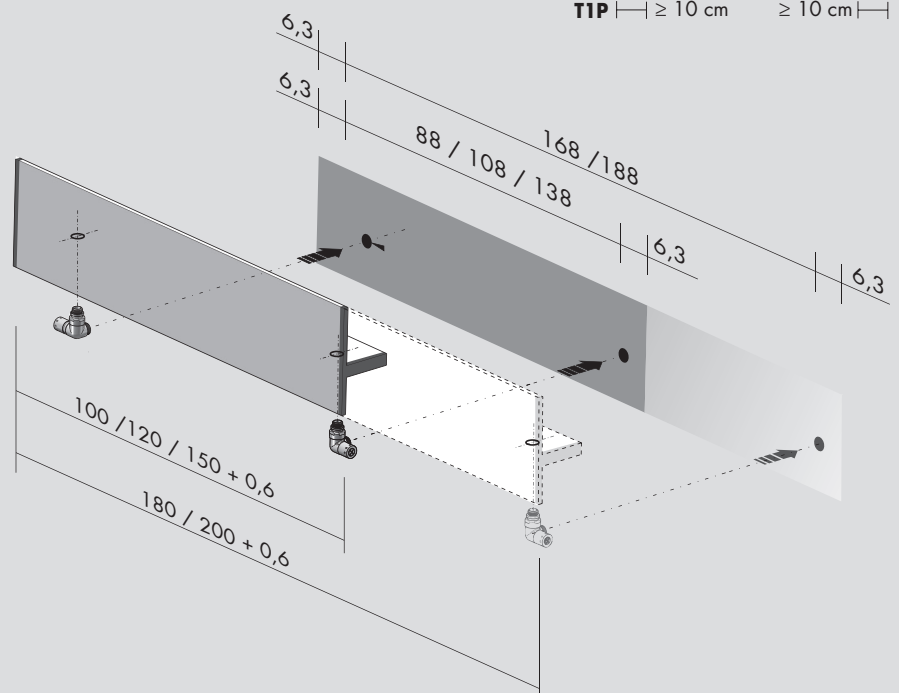
p max = 6.5 bar



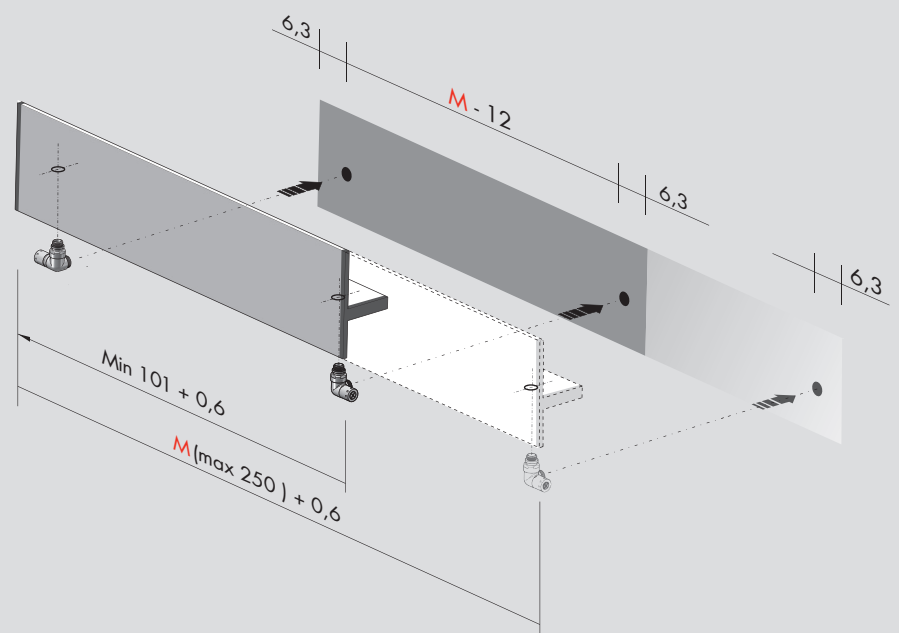
Minimum distance per side recommended for installation: 10 cm
Distance minimale conseillée pour chaque côté pour l'installation: 10 cm
Der für den Einbau empfohlene Mindestseitenabstand beträgt: 10 cm
Distancia mínima por lado aconsejada para la instalación: 10 cm



TiP |—| ≥ 10 cm ≥ 10 cm |—|



Tailoring / Sur mesure / Nach maß / A medida



Serie T : [T1P]

H cm	L cm	l* cm	art*	lt*	watt Δt 30°	watt Δt 50°
23.0	100.6	88.0	T1P100001_	0.3	138	256
23.0	120.6	108.0	T1P120001_	0.3	166	307
23.0	150.6	138.0	T1P150001_	0.4	208	384
23.0	180.6	168.0	T1P180001_	0.5	248	461
23.0	200.6	188.0	T1P200001_	0.6	277	512

Tailoring / Sur mesure / Nach maß / A medida

	art*	watt/cm Δt 30°	watt/cm Δt 50°
DA 101 A 119	T1P(M)_	1.38	2.56
DA 121 A 149	T1P(M)_	1.38	2.56
DA 151 A 179	T1P(M)_	1.38	2.56
DA 181 A 199	T1P(M)_	1.38	2.56
DA 201 A 250	T1P(M)_	1.38	2.56

To order a tailored radiator, specify length "M".

Pour commander un radiateur sur mesure, veuillez spécifier la longueur "M".

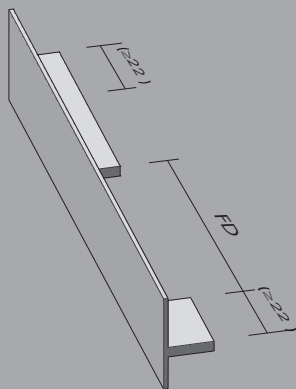
Bei der Bestellung eines nach Maß angefertigten Heizkörpers die Länge "M" angeben.

Para pedir un radiador a medida especificar la longitud "M".

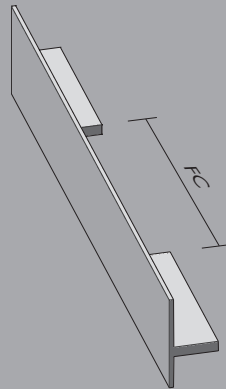
■ = For information about transport, see page 2 / Voir la page 2 pour transport / die Transportspezifikationen finden Sie auf Seite 2 / Porte: ver página 2

Optional

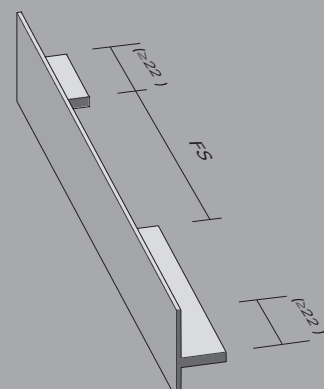
Towel rail slot / Fente porte-serviette / Spalt Handtuchhalter / Ranura toallero



FD standard (56 cm)
FDX ≈ 56 cm



FC standard (56 cm)
FCX ≈ 56 cm



FS standard (56 cm)
FSX ≈ 56 cm

Standard




"Corner" Valve
 Vanne "Corner"
 "Corner" Ventil
 Válvula "Corner"

[BIAN] **E38CRB**
 [CROM] **E38CRR**



Thermostatic head
 Tête thermostatique
 Thermostatkopf
 Cabezal termostático

[BIAN] **TTB**
 [CROM] **TTR**



$\varnothing \leq 16$ mm
 [BIAN] **CTB**
 [CROM] **CTR**

$16 \text{ mm} < \varnothing < 24$ mm
 [BIAN] **CWB**
 [CROM] **CWR**

art* = item / modèle / Artikel / artículo l* = pipe centres / distance entre depart et retour / Achsabstand / distancia entre las conexiones
 Lt* = water content for each element / volume d'eau pour chaque element / Wassergehalt für Element / contenido de agua por cada elemento
 P* = page / page / Seite / página